

PULL HERE TO OPEN ►

Not for Sale, Sale Into, Distribution and/or Use in Nassau, Suffolk, Kings, Queens Counties of New York State.



GROUP 28 INSECTICIDE

syngenta.

## Insecticide

For foliar and systemic control of white grubs and other listed pests infesting landscape and recreational turfgrass (including golf courses) as well as landscape ornamentals, interior plantscapes and sod farms.

**EPA Est. No. 46073-TN-003NTM**

**EPA Est. No. 072344-MO-004TRR**

**(Superscript is first three letters of batch code on container)**

**EPA Reg. No. 100-1489**

*Active Ingredient:*  
 Chlorantraniliprole\*  
 3-bromo-N-[4-chloro-2-methyl-6-  
 [(methylamino)carbonyl]phenyl]-1-  
 (3-chloro-2-pyridinyl)-1H-pyrazole-  
 5-carboxamide . . . . . 18.4%

*Other Ingredients* 81.6%

*Total:* 100.0%

\*Chlorantraniliprole belongs to the anthranilic diamide chemical class.

**Product of USA**

### KEEP OUT OF REACH OF CHILDREN

Si usted no entiende la etiqueta, busque a alguien para que se la explique a usted en detalle. (If you do not understand the label, find someone to explain it to you in detail.)

**SCP 1489A-L1B 0414 4041586**

**0.5 gallon Net Contents**  
**Non-refillable Container**



## FIRST AID

### HOT LINE NUMBER

For 24-Hour Medical Emergency Assistance (Human or Animal) or Chemical Emergency Assistance (Spill, Leak, Fire, or Accident),  
Call  
**1-800-888-8372**

## PRECAUTIONARY STATEMENTS

### HAZARDS TO HUMANS AND DOMESTIC ANIMALS

When used as directed this product does not present a hazard to humans or domestic animals.

#### Personal Protective Equipment

Applicators and other handlers must wear:

- Long-sleeved shirt and long pants.
- Shoes plus socks.

After the product has been diluted in accordance with label directions for use, shirt, pants, socks, and shoes are sufficient Personal Protective Equipment (PPE). Follow manufacturer's instructions for cleaning/maintaining PPE. If no such instructions for washables are available, use detergent and hot water. Keep and wash PPE separately from other laundry.

*continued...*

## **PRECAUTIONARY STATEMENTS (continued)**

### **User Safety Recommendations**

Users Should:

- Wash hands before eating, drinking, chewing gum, using tobacco or using the toilet.
- Remove clothing immediately if pesticide gets inside.
- Then wash thoroughly and put on clean clothing.

### **Environmental Hazards**

This pesticide is toxic to aquatic invertebrates, oysters and shrimp. Do not apply directly to water. Drift and runoff may be hazardous to aquatic organisms in water adjacent to use sites.

### **Surface Water Advisory**

This product may impact surface water quality due to runoff of rain water. This is especially true for poorly draining soils and soils with shallow ground water. This product is classified as having a high potential for reaching surface water via runoff for several months or more after application. A level, well-maintained vegetative buffer strip between areas to which this product is applied and surface water features such as ponds, streams, and springs will reduce the potential loading of chlorantraniliprole from runoff water and sediment. Runoff of this product will be reduced by avoiding applications when rainfall is forecasted to occur within 48 hours.

### **Ground Water Advisory**

This chemical has properties and characteristics associated with chemicals detected in ground water. This chemical may leach into ground water if used in areas where soils are permeable, particularly where the water table is shallow.

## DIRECTIONS FOR USE

It is a violation of Federal law to use this product in a manner inconsistent with its labeling.

- Not for use on plants being grown for sale or other commercial use, or for commercial seed production.

### AGRICULTURAL USE REQUIREMENTS

Use this product only in accordance with its labeling and with the Worker Protection Standard, 40 CFR Part 170. This standard contains requirements for the protection of agricultural workers on farms (sod farms included), forests, nurseries, and greenhouses, and handlers of agricultural pesticides. It contains requirements for training, decontamination, notification, and emergency assistance. It also contains specific instructions and exceptions pertaining to the statements on the label about personal protective equipment, restricted-entry interval, and notification to workers (as applicable).

Do not apply this product in a way that will contact workers or other persons, either directly or through drift. Only protected handlers may be in the area during application.

For any requirements specific to your State or Tribe, consult the State or Tribal agency responsible for pesticide regulation.

**Do not enter or allow worker entry into treated areas during the restricted-entry interval (REI) of 4 hours.**

For early entry into treated areas that is permitted under the Worker Protection Standard and that involves contact with anything that has been treated, such as plants, soil, or water, wear:

- Long-sleeved shirt and long pants
- Shoes plus socks

### **NON-AGRICULTURAL USE REQUIREMENTS**

The requirements in this box apply to uses of this product that are not within the scope of the Worker Protection Standard for agricultural pesticides, 40 CFR part 170. The WPS applies when this product is used to produce agricultural plants on farms, forests, nurseries, or greenhouses.

Professional applications to golf courses, residential, industrial and commercial lawns and sports fields are not within the scope of the Worker Protection Standard. Do not enter or allow others to enter the treated area until sprays have dried.

Acelepryn® must be used only in accordance with specifications on this label or in separate Syngenta supplemental labeling that may be made temporarily available through local distributors, as a result of new EPA approvals. Syngenta will not be responsible for losses or damages resulting from the use of this product in any manner not specifically stated on this label or other labels or bulletins published by Syngenta. User assumes all risks associated with such non-specified uses.

### **PRODUCT INFORMATION**

Acelepryn is a suspension concentrate that may be applied for the control of white grubs and other listed pests infesting landscape and recreational turfgrass (including golf courses) as well as caterpillars, clearwing moth borers and other pests of landscape ornamentals including trees, shrubs, foliage plants, flowers and non-bearing fruit and nut trees that will not produce fruit or nuts during the season of application.

Acelepryn may be used on plants or turfgrasses that are being grown for aesthetic or recreational purposes or climatic modification in or around home lawns, residential dwellings, business and office complexes, shopping complexes, multi-family residential complexes, institutional buildings, airports, cemeteries, interior plantscapes, ornamental gardens, wildlife plantings, parks, playgrounds, schools, day-care facilities, golf courses (tee box areas, roughs, fairways, greens, collars etc.), athletic fields, other landscaped areas, and sod farms.

Acelepryn is in GROUP 28 of the EPA's Insecticide and Acaricide Groups Based on Target Site of Action (EPA PR Notice 2001-5) and may be used in rotational resistance management programs.

Acelepryn must be diluted with water before application.

Consult your local Syngenta Professional Products representative, Cooperative Extension Service specialist or pest control advisor for regionally specific information regarding application timing.

#### **APPLICATION TIMING**

**White Grubs:** Apply Acelepryn from early April to early September for preventative and early curative control of all the major white grub species infesting turfgrass. The need for an application may be based on historical monitoring of the site, previous records or experiences, current season adult trapping or other methods. The higher rate listed for white grub control in Table 1 may be required [for early season (April and May) applications where a long residual is required or] in late August or early September when less sensitive mid-instar grubs are present at the time of application. Irrigate turf immediately after application or allow rainfall to move the product into the soil.

**Annual Bluegrass Weevil:** Apply Acelepryn when overwintered adult annual bluegrass weevils are observed in late April or early May to prevent damage from first generation larvae in late-May and June. An application of Acelepryn at this time will also provide excellent white grub control. The higher rates listed in Table 1 may be required for applications made after mid-May.

**Billbugs:** Apply Acelepryn when overwintered adult billbugs are first observed. This will usually occur in late April or early May in regions with cool-season turfgrasses. An application of Acelepryn at this time will also provide excellent white grub control. The higher rates listed in Table 1 may be required for applications made after early May or when billbug species other than bluegrass billbug are present.

**Chinch Bugs:** For suppression of chinch bugs, apply Acelepryn before eggs hatch.

**European Crane Fly:** Apply Acelepryn between September and November to control European crane fly larvae in turfgrass. The higher rate listed in Table 1 may be required to achieve control when applications are made in November.

**Spittlebugs:** Acelepryn will provide control of two-lined spittlebug when applications are made in spring or summer.

**Turf Caterpillars:** Acelepryn will provide excellent curative caterpillar control in turfgrass. To ensure optimum control, delay watering (irrigation) or mowing for 24 hours after application. If the area being treated is maintained at a mowing height of greater than one inch, then the higher rate listed in Table 1 may be required during periods of high pest pressure.

#### **APPLICATION RATES FOR LAWNS, GOLF COURSES AND OTHER RECREATIONAL TURFGRASS AREAS**

For maximum residual effectiveness or for optimal control of large pest infestations, apply Acelepryn at up to 24 fluid ounces per acre (= 0.55 fluid ounces per 1,000 square feet or 0.313 lb A/A) to control any of the pests listed below. Apply Acelepryn in sufficient water to provide optimal distribution in the treated area. Use properly calibrated application equipment that will produce a uniform, coarse droplet spray, using a low pressure setting to eliminate off target drift. Restriction: Do not apply more than 38.3 fluid ounces (equivalent to 0.5 lb of active ingredient) of product per acre per year in broadcast applications to turfgrass.

**TABLE 1: Turf Application Rates**

Target Pest	Acelepryn Turf Application Rates		
	Product (fl oz) per Acre	Product (fl oz) per 1,000 Square Feet	Lb AI/A
Turf Caterpillars (including armyworms, cutworms and sod webworms)	2 to 4	0.046 to 0.092	0.026 to 0.052
White Grubs (including Aphodius spp., Asiatic garden beetle, black turfgrass ataenius, European chafer, green June beetle, Japanese beetle, May/June beetles (Phyllophaga spp.), northern masked chafer, oriental beetle and southern masked chafer)	8 to 16	0.184 to 0.367	0.104 to 0.208
European Crane Fly	8 to 16	0.184 to 0.367	0.104 to 0.208
Billbugs	8 to 20	0.184 to 0.46	0.104 to 0.26
Annual bluegrass weevil	12 to 20	0.275 to 0.46	0.157 to 0.26
Spittlebugs	12 to 20	0.275 to 0.46	0.157 to 0.26
Chinch bugs (suppression only)	8 to 20	0.184 to 0.46	0.104 to 0.26



**TABLE 2: Turf Application Dilution Chart**

Application Volume (Gallons per 1,000 Square Feet)	Turf Application Rates			Fluid ounces of Acelepryn diluted to these volumes of finished spray			
	Product (fl oz) per Acre	Product (fl oz) per 1,000 sq ft	lb AI/A	1 gallon	5 gallons	10 gallons	100 gallons
1	1	0.023	0.013	0.023	0.115	.023	2.3
	2	0.046	0.026	0.046	0.23	0.46	4.6
	4	0.092	0.052	0.092	0.46	0.92	9.2
	8	0.184	0.104	0.184	0.92	1.84	18.4
	16	0.367	0.208	0.367	1.84	3.67	36.7
	20	0.46	0.26	0.46	2.3	4.6	46.0
	24	0.55	0.313	0.55	2.76	5.5	55.0
2	1	0.023	0.013	0.0115	.58	0.115	1.15
	2	0.046	0.026	0.023	0.115	0.23	2.3
	4	0.092	0.052	0.046	0.23	0.46	4.6
	8	0.184	0.104	0.092	0.46	0.92	9.2
	16	0.367	0.208	0.184	0.92	1.84	18.4
	20	0.46	0.26	0.23	1.15	2.3	23.0
	24	0.55	0.313	0.275	1.38	2.75	27.5

Application Volume (Gallons per 1,000 Square Feet)	Turf Application Rates			Fluid ounces of Acelepryn diluted to these volumes of finished spray			
	Product (fl oz) per Acre	Product (fl oz) per 1,000 sq ft	lb AI/A	1 gallon	5 gallons	10 gallons	100 gallons
3	1	0.023	0.013	0.0077	0.039	0.077	0.77
	2	0.046	0.026	0.015	0.077	0.15	1.5
	4	0.092	0.052	0.03	0.154	0.3	3.0
	8	0.184	0.104	0.06	0.308	0.6	6.0
	16	0.367	0.208	0.123	0.616	1.23	12.3
	20	0.46	0.26	0.153	0.77	1.53	15.3
	24	0.55	0.313	0.184	0.92	1.84	18.4
4	1	0.023	0.013	0.0058	0.029	0.058	0.58
	2	0.046	0.026	0.0115	0.058	0.115	1.15
	4	0.092	0.052	0.023	0.116	0.23	2.3
	8	0.184	0.104	0.046	0.23	0.46	4.6
	16	0.367	0.208	0.092	0.46	0.92	9.2
	20	0.46	0.26	0.115	0.58	1.15	11.5
	24	0.55	0.313	0.138	0.7	1.38	13.8

continued...

**TABLE 2: Turf Application Dilution Chart (continued)**

Application Volume (Gallons per 1,000 Square Feet)	Turf Application Rates			Fluid ounces of Acelepryn diluted to these volumes of finished spray			
	Product (fl oz) per Acre	Product (fl oz) per 1,000 sq ft	lb AI/A	1 gallon	5 gallons	10 gallons	100 gallons
5	1	0.023	0.013	0.0046	0.023	0.046	0.46
	2	0.046	0.026	0.0092	0.046	0.092	0.92
	4	0.092	0.052	0.0184	0.092	0.184	1.84
	8	0.184	0.104	0.037	0.184	0.37	3.7
	16	0.367	0.208	0.074	0.368	0.74	7.4
	20	0.46	0.26	0.092	0.46	0.92	9.2
	24	0.55	0.313	0.11	0.55	1.1	11.0
10	1	0.023	0.013	0.0023	0.0115	0.023	0.23
	2	0.046	0.026	0.0046	0.023	0.046	0.46
	4	0.092	0.052	0.0092	0.046	0.092	0.92
	8	0.184	0.104	0.0184	0.092	0.184	1.84
	16	0.367	0.208	0.0367	0.184	0.367	3.67
	20	0.46	0.26	0.046	0.23	0.46	4.6
	24	0.55	0.313	0.55	0.276	0.55	5.5

- To convert from fluid ounces to milliliters, multiply by 29.57.
- 1 fluid ounce = 29.57 ml = 2 tablespoons = 6 teaspoons
- Do not use household utensils to measure Acelepryn

#### **APPLICATION RATES FOR ORNAMENTAL PLANTS (EXTERIOR LANDSCAPES AND INTERIOR PLANTSCAPES)**

##### **Foliar Applications:**

Acelepryn mixes readily with water and may be applied with many types of application equipment. Foliar treatment application rates are listed in Table 3. Mix the appropriate amount Acelepryn with the required amount of water and apply as a full coverage foliar spray to control the selected target pest. Foliar applications offer locally systemic activity against insect pests. Repeat treatment as necessary to maintain control using higher application rates as pest pressure and foliage area increases. Repeat applications must be limited to no more than once per seven days. Certain plant species or cultivars may be sensitive to the final spray solution. If local experience is not available, then a small number of plants should be treated and observed for phytotoxicity for at least one week before making an application to the entire planting. When making foliar applications to hard-to-wet foliage such as holly, pine, or ivy, the addition of a spreader/sticker is recommended. If concentrate or mist type spray equipment is used, an equivalent amount of product should be used on the area sprayed, as would be used in a dilute application. For outdoor landscape ornamentals, broadcast applications cannot exceed a total of 38.3 fluid ounces (equivalent to 0.5 lb of active ingredient) of product per acre per year.

**TABLE 3: Foliar Ornamental Application Rates**

Acelepryn Ornamental Foliar Application Rates					
Target Pests	Product (fl oz) per 100 Gallons	Lb AI per 100 Gallons	PPM	Percent AI (wt/vol)	Maximum Gallons per Acre per Year
Leaf-feeding caterpillars (such as bagworms and tussock moth caterpillars [including whitemarked tussock moth])	1	0.013	15.6	0.00156	3840
	2	0.026	31.3	0.00313	1920
	4	0.052	62.5	0.0625	960
	8	0.104	125	0.0125	480
For maximum residual control of the pests listed above	16	0.208	250	0.025	240

**Soil Applications:**

Acelepryn is a systemic product and will be translocated upward into the plant from root uptake. Soil treatment application rates are listed in Table 4. To assure optimum effectiveness, the product must be placed where the growing portion of the target plant can absorb the active ingredient. For this reason, basal application within one to three feet of the root flare of trees and shrubs is recommended. Application can be made by soil injection, soil drenches and broadcast sprays. When making soil applications to plants with woody stems, systemic activity

will be delayed until the active ingredient is translocated throughout the plant. In some cases, this delay could be 60 days or longer. For this reason, applications should be made prior to anticipated pest infestation to achieve optimum levels of control.

**TABLE 4: Ornamental Soil Treatment Application Rates**

Target Pests	Trees: Amount per inch of diameter (DBH)		Shrubs: Amount per foot of height	
	Product (fl oz)	Lb AI	Product (fl oz)	Lb AI
Lace bugs	0.0625	0.0008	0.0625	0.0008
Aphids, including apple aphid	0.125	0.0016	0.125	0.0016
	0.25	0.0032	0.25	0.0032
Birch leafminer	0.25	0.0032	0.25	0.0032

The calculations for soil injection/drench applications of Acelepryn involve five easy steps:

- Step 1:** Calibrate the application equipment to determine its flow rate in gallons per minute.
- Step 2:** Select an injection volume per inch of tree diameter at breast height (DBH) or foot of shrub height.
- Step 3:** Refer to the Table 5 below to determine the amount of time that is required to deliver the desired volume per injection site. The example highlighted in Table 5 shows that 10 seconds are required per inch of tree DBH or foot of shrub height when injecting 1 quart of solution per site using a flow rate of 1.5 gallons per minute.
- Step 4:** Determine how much solution to mix.

**Step 5:** Refer to the Table 6 below to determine the amount of Acelepryn that must be mixed in the desired volume of water based on the injection volume identified above. The example highlighted in Table 6 shows that 25 fluid ounces of Acelepryn must be mixed in 50 gallons of water when applying 0.125 fluid ounces of product per inch of DBH or foot of shrub height using one quart of solution per inch of DBH or foot of shrub height.

**TABLE 5: Ornamental Soil Treatment Application Calibration Chart**

Volume per Site*	Flow Rate (Gallons per minute)					
	0.5 gallon	0.75 gallon	1.0 gallon	1.5 gallons	2.0 gallons	3.0 gallons
1 pint	15.0 sec	10.0 sec	7.5 sec	5.0 sec	3.75 sec	2.5 sec
1 quart	30.0 sec	20.0 sec	15.0 sec	10.0 sec	7.5 sec	5.0 sec
2 quarts	1.0 min	40.0 sec	30.0 sec	20.0 sec	15.0 sec	10.0 sec
1 gallon	2.0 min	1 min 20 sec	1.0 min	40.0 sec	30.0 sec	20.0 sec

\* Site = Soil injection site – the selected volume is applied per inch of tree DBH or foot of shrub height.

**TABLE 6: Ornamental Soil Treatment Application Mixing Chart**

Volume per Site*	Application Rate (fl oz) <sup>1</sup>	Product (fl oz) per 100 Gallons	Product (fl oz) per 50 Gallons	Product (fl oz) per 25 Gallons	Product (fl oz) per 10 Gallons	Product (fl oz) per 1 Gallon
1 pint	0.0625	50	25	12.5	5	0.5
	0.125	100	50	25	10	1
	0.25	200	100	50	20	2
1 quart	0.0625	25	12.5	6.25	2.5	0.25
	0.125	50	25	12.5	5	0.5
	0.25	100	50	25	10	1
2 quarts	0.0625	12.5	6.25	3.125	1.25	0.125
	0.125	25	12.5	6.25	2.5	0.25
	0.25	50	25	12.5	5	0.5
1 gallon	0.0625	6.25	3.125	1.56	0.625	0.0625
	0.125	12.5	6.25	3.125	1.25	0.125
	0.25	25	12.5	6.25	2.5	0.25

<sup>1</sup>Rate per inch Diameter at Breast Height (DBH); or rate per foot of shrub height.



**Broadcast Applications to Flower Beds and Groundcovers:**

Acelepryn may be applied for white grub control in flower beds and groundcovers. Flower bed and groundcover application rates are listed in Table 7. Apply in sufficient water to uniformly cover the area being treated (a minimum of 2 gallons per 1,000 square feet is recommended for flower bed and groundcover applications). Irrigate immediately after application or allow rainfall to move the product into the soil. Acelepryn may be applied to flower beds and groundcovers either before planting or after plants have been established.

**TABLE 7: Ornamental Flowers and Groundcovers Soil Treatment Application Rates**

Target Pest	Product (fl oz) per Acre	Product (fl oz) per 1,000 Square Feet	lb AI/A
White Grubs (Asiatic garden beetle, European chafer, green June beetle, Japanese beetle, May/June beetles ( <i>Phyllophaga</i> spp.), northern masked chafer, oriental beetle and southern masked chafer)	8.0	0.184	0.104
	16.0	0.367	0.208

**Bark Applications:**

Apply Acelepryn to the trunks and lower branches of trees and shrubs to control clearwing moth borer larvae. Bark treatment application rates are listed in Table 8. Make applications after the emergence of adult moths and before their eggs hatch. Thorough coverage of the bark is required for satisfactory control. Adult emergence varies according to pest species, host tree, environmental conditions and geographic location. Consult your local Syngenta Professional Products representative, Cooperative Extension Service specialist or pest control advisor for regionally specific information regarding application timing.

**TABLE 8: Ornamental Application Bark Treatment Rates**

Target Pests	Product (fl oz) per 100 Gallons	Lb AI per 100 Gallons	PPM	Percent AI (wt/vol)
Clearwing Borers, including peachtree borer	4	0.052	62.5	0.00625
	8	0.104	125	0.0125
	16	0.208	250	0.025
For maximum residual control of the pests listed above.	32	0.416	500	0.05

Formula for Determining the Active Ingredient Content of the Finished Spray Mixture:

The following formula may be used to determine the percent active ingredient (wt/wt) that is in the spray tank after mixing Acelepryn.

$$\frac{(18.4) \times (\text{Fluid ounces of Acelepryn added to spray tank})}{(\text{Gallons of finished spray mix}) \times (128)} = \text{Percent Active Ingredient of spray mix}$$

### **APPLICATION EQUIPMENT PREPARATION**

1. Application equipment must be clean and free of previous pesticide deposits before mixing Acelepryn.
2. Use clean, well maintained and properly calibrated application equipment.
3. Fill sprayer tank 1/4 to 1/2 full of water.
4. Shake the container of Acelepryn well before pouring.
5. Then add Acelepryn directly to the sprayer tank.
6. Mix thoroughly to fully disperse the insecticide and continue agitation to keep the insecticide in suspension. Use mechanical or hydraulic agitation. Do not use air agitation.
7. It is recommended that the mixture not be stored in the spray or mix tank overnight.

### **Tank-mixtures:**

Acelepryn may be tank-mixed with other pesticides. When tank-mixing Acelepryn with other pesticides, observe all precautions and limitations on each separate product label. Do not exceed label dosage rates. Acelepryn may not be mixed with any product containing a label prohibition against such mixing. The physical compatibility of Acelepryn will vary with different sources of pesticide products and local cultural practices. For a tank-mixture test, prepare on a small scale (pint or quart jar) using the proper proportions of pesticides and water to ensure the physical compatibility of the mixture.

**Tank-mixing Sequence:**

Add different formulation types in the sequence indicated below. Allow time for complete mixing and dispersion after the addition of each product.

1. Water-soluble bags
2. Water-dispersible granules
3. Wettable powders
4. Acelepryn and other water-based suspension concentrates
5. Water-soluble concentrates
6. Oil-based suspension concentrates
7. Emulsifiable concentrates
8. Adjuvants, surfactants, oils
9. Soluble fertilizers
10. Drift retardants

**APPLICATION EQUIPMENT CLEANING**

Prior to application, start with clean, well maintained application equipment. Immediately following application, thoroughly clean all application equipment to reduce the risk of forming hardened deposits that might become difficult to remove. Drain application equipment. Thoroughly rinse application equipment and flush hoses, boom and nozzles with clean water. Clean all other associated application equipment. Take all necessary safety precautions when cleaning equipment. Do not clean equipment near wells, water sources or desirable vegetation. Dispose of waste rinse water in accordance with local regulations.

### **INTEGRATED PEST MANAGEMENT (IPM) PROGRAMS**

Acelepryn is recommended for IPM programs on turf and landscape ornamentals because it does not directly impact natural arthropod predator and parasitoid populations including ladybird beetles, lacewings, minute pirate bugs and predatory mites. The feeding behavior of predatory beneficial arthropods will aid in extending natural control of other insect and mite pests and will reduce the possibility of secondary pest outbreaks. Acelepryn will reduce the target pest species that may serve as a food source for beneficial arthropods. If Acelepryn is tank-mixed with an insect control product that negatively impacts beneficial arthropods, then the full benefit of Acelepryn to the IPM program may not be realized.

### **RESISTANCE MANAGEMENT**

Some insects are known to develop resistance to products used repeatedly for control. When this occurs, the labeled dosages fail to suppress the pest population below threshold levels. Because the development of resistance cannot be predicted, the use of this product should conform to resistance management strategies established for the use area. These strategies may include incorporation of cultural and biological control practices, alternation of active classes of insecticides on succeeding generations and targeting the most susceptible life stage. Consult your local Syngenta Professional Products representative, Cooperative Extension Service specialist or pest control advisor for the latest information on resistance management in your area.

### **Restrictions**

- Do not formulate this product into other end-use products without written permission from Syngenta Professional Products.
- Do not apply this product through any type of irrigation system.
- Do not apply this product with aerial application equipment.

- Do not apply this product in commercial nurseries and greenhouses.
- Do not apply more than 38.3 fluid ounces (equivalent to 0.5 lb of active ingredient) of product per acre per year in broadcast applications to turfgrass.
- Keep people and pets away from treated area until treatment has dried
- Wait a minimum of 7 days to retreat.
- Always shake container well before use.
- The following restrictions are required to permit use of Acelepryn in the State of New York:

**Golf courses:**

Greens, tee boxes: Do not apply this product within 25 feet of a water body (lake, pond, river, stream, wetland, or drainage ditch).

Fairways: Do not apply this product within 50 feet of a water body (lake, pond, river, stream, wetland, or drainage ditch).

**All other use sites:**

Do not apply this product within 100 feet of a water body (lake, pond, river, stream, wetland, or drainage ditch).

## **STORAGE AND DISPOSAL**

Do not contaminate water, food, or feed by storage or disposal.

### **Pesticide Storage**

Do not subject to temperatures below 32 degrees F. Store product in original container only in a location inaccessible to children and pets. Do not contaminate water, other pesticides, fertilizer, food or feed in storage. Not for use or storage in or around the home.

### **Pesticide Disposal**

Do not contaminate water, food or feed by storage or disposal. Wastes resulting from the use of this product must be disposed of on site or at an approved waste disposal facility.

### **Container Handling**

Refer to the Net Contents section of this product's labeling for the applicable "Refillable Container" or "Nonrefillable Container" designation.

### **For Small (Capacity Equal to or Less Than 5 Gallons) Nonrefillable Plastic Containers:**

**Nonrefillable container.** Do not reuse or refill this container. Triple rinse container (or equivalent) promptly after emptying. Triple rinse as follows: Empty the remaining contents into application equipment or a mix tank and drain for 10 seconds after the flow begins to drip. Fill the container 1/4 full with water and recap. Shake for 10 seconds. Pour rinsate into application equipment or a mix tank or store rinsate for later use or disposal. Drain for 10 seconds after the flow begins to drip. Repeat this procedure two more times. Then offer for recycling if available or puncture and dispose of in a sanitary landfill, or by incineration, or, if allowed by state and local authorities, by burning. If burned, stay out of smoke.

## **STORAGE AND DISPOSAL** *(continued)*

### **For Large (Capacity Greater Than 5 Gallons) Nonrefillable Plastic Containers:**

**Nonrefillable container.** Do not reuse or refill this container. Triple rinse container (or equivalent) promptly after emptying. Triple rinse as follows: Empty the remaining contents into application equipment or a mix tank. Fill the container 1/4 full with water. Replace and tighten closures. Tip container on its side and roll it back and forth, ensuring at least one complete revolution, for 30 seconds. Stand the container on its end and tip it back and forth several times. Turn the container over onto its other end and tip it back and forth several times. Empty the rinsate into application equipment or a mix tank or store rinsate for later use or disposal. Repeat this procedure two more times. Then offer for recycling if available or puncture and dispose of in a sanitary landfill, or by incineration, or, if allowed by state and local authorities, by burning. If burned, stay out of smoke.

### **For All Refillable Containers:**

**Refillable container.** Refill this container with chlorantraniliprole only. Do not reuse this container for any other purpose. Cleaning the container before final disposal is the responsibility of the person disposing of the container. Cleaning before refilling is the responsibility of the refiller. To clean the container before final disposal, empty the remaining contents from this container into application equipment or mix tank. Fill the container about 10 percent full with water. Agitate vigorously or recirculate water with the pump for 2 minutes. Pour or pump rinsate into application equipment or rinsate collection system. Repeat this rinsing procedure two more times. Prior to refilling, inspect carefully for damage such as cracks, punctures, abrasions, worn out threads and closure devices. Check for leaks after refilling and before transporting. Do not transport if this container is damaged or leaking.



## CONDITIONS OF SALE AND LIMITATION OF WARRANTY AND LIABILITY




**NOTICE:** Read the entire Directions for Use and Conditions of Sale and Limitation of Warranty and Liability before buying or using this product. If the terms are not acceptable, return the product at once, unopened, and the purchase price will be refunded.

The Directions for Use of this product must be followed carefully. It is impossible to eliminate all risks inherently associated with the use of this product. Crop injury, ineffectiveness or other unintended consequences may result because of such factors as manner of use or application, weather or crop conditions, presence of other materials or other influencing factors in the use of the product, which are beyond the control of SYNGENTA CROP PROTECTION, LLC or Seller. To the extent permitted by applicable law, Buyer and User agree to hold SYNGENTA and Seller harmless for any claims relating to such factors.

SYNGENTA warrants that this product conforms to the chemical description on the label and is reasonably fit for the purposes stated in the Directions for Use, when used in accordance with directions under normal use conditions. To the extent permitted by applicable law: (1) this warranty does not extend to the use of this product contrary to label instructions or under conditions not reasonably foreseeable to or beyond the control of Seller or SYNGENTA, and (2) Buyer and User assume the risk of any such use. TO THE EXTENT PERMITTED BY APPLICABLE LAW, SYNGENTA MAKES NO WARRANTIES OF MERCHANTABILITY OR OF FITNESS FOR A PARTICULAR PURPOSE NOR ANY OTHER EXPRESS OR IMPLIED WARRANTY EXCEPT AS WARRANTED BY THIS LABEL.

To the extent permitted by applicable law, in no event shall SYNGENTA be liable for any incidental, consequential or special damages resulting from the use or handling of this product. **TO THE EXTENT PERMITTED BY APPLICABLE LAW, THE EXCLUSIVE REMEDY OF THE USER OR BUYER, AND THE EXCLUSIVE LIABILITY OF SYNGENTA AND SELLER FOR ANY AND ALL CLAIMS, LOSSES, INJURIES OR DAMAGES (INCLUDING CLAIMS BASED ON BREACH OF WARRANTY, CONTRACT, NEGLIGENCE, TORT, STRICT LIABILITY OR OTHERWISE) RESULTING FROM THE USE OR HANDLING OF THIS PRODUCT, SHALL BE THE RETURN OF THE PURCHASE PRICE OF THE PRODUCT OR, AT THE ELECTION OF SYNGENTA OR SELLER, THE REPLACEMENT OF THE PRODUCT.**

SYNGENTA and Seller offer this product, and Buyer and User accept it, subject to the foregoing Conditions of Sale and Limitation of Warranty and of Liability, which may not be modified except by written agreement signed by a duly authorized representative of SYNGENTA.

Acelepryn®, the ALLIANCE FRAME,   
the SYNGENTA Logo   
and the PURPOSE ICON   
are Trademarks of a Syngenta Group Company  
©2014 Syngenta

For non-emergency (e.g., current product information), call  
Syngenta Crop Protection at 1-800-334-9481.

Manufactured for:  
Syngenta Crop Protection, LLC  
P.O. Box 18300  
Greensboro, North Carolina 27419-8300

**SCP 1489A-L1B 0414**  
**4041586**

Not for Sale, Sale Into, Distribution and/or Use in Nassau, Suffolk, Kings, Queens Counties of New York State.

**GROUP 28 INSECTICIDE**



## Insecticide

For foliar and systemic control of white grubs and other listed pests infesting landscape and recreational turfgrass (including golf courses) as well as landscape ornamentals, interior plantscapes and sod farms.

**0.5 gallon**

**Net Contents  
Non-refillable Container**

Active Ingredient:  
Chlorantraniliprole\*  
3-bromo-*N*-[4-chloro-2-methyl-6-[(methylamino)carbonyl]phenyl]-  
1-(3-chloro-2-pyridinyl)-1*H*-pyrazole-5-carboxamide . . . . . 18.4%

Other Ingredients . . . . . 81.6%

Total: . . . . . 100.0%

\*Chlorantraniliprole belongs to the anthranilic diamide chemical class.  
See additional precautionary statements and directions for use inside booklet.  
EPA Reg. No. 100-1489  
EPA Est. No. 46073-TN-003<sup>NTM</sup>, EPA Est. No. 072344-MO-004<sup>TRR</sup>  
(Superscript is first three letters of batch code on container)

### KEEP OUT OF REACH OF CHILDREN

Si usted no entiende la etiqueta, busque a alguien para que se la explique a usted en detalle. (If you do not understand the label, find someone to explain it to you in detail.)

#### FIRST AID

**HOT LINE NUMBER:** For 24-Hour Medical Emergency Assistance (Human or Animal) or Chemical Emergency Assistance (Spill, Leak, Fire, or Accident), call **1-800-888-8372**

©2014 Syngenta

Manufactured for: Syngenta Crop Protection, LLC  
P.O. Box 18300  
Greensboro, North Carolina 27419-8300

**SCP 1489A-L1B 0414 4041586**



BAR CODE # IS  
(01) 0 07 02941 53196  
LAST DIGIT IS CHECK DIGIT  
(Barcode type: UCC/EAN 128)

## Precautionary Statements

### Hazards to Humans and Domestic Animals

When used as directed this product does not present a hazard to humans or domestic animals.

**Environmental Hazards:** This pesticide is toxic to aquatic invertebrates, oysters and shrimp. Do not apply directly to water. Drift and runoff may be hazardous to aquatic organisms in water adjacent to use sites.

**Surface Water Advisory:** This product may impact surface water quality due to runoff of rain water. This is especially true for poorly draining soils and soils with shallow ground water. This product is classified as having a high potential for reaching surface water via runoff for several months or more after application. A level, well-maintained vegetative buffer strip between areas to which this product is applied and surface water features such as ponds, streams, and springs will reduce the potential loading of chlorantraniliprole from runoff water and sediment. Runoff of this product will be reduced by avoiding applications when rainfall is forecasted to occur within 48 hours.

**Ground Water Advisory:** This chemical has properties and characteristics associated with chemicals detected in ground water. This chemical may leach into ground water if used in areas where soils are permeable, particularly where the water table is shallow.

**SCP 1489A-L2 0213  
4021935**

## STORAGE AND DISPOSAL

Do not contaminate water, food, or feed by storage or disposal.

**Pesticide Storage:** Do not subject to temperatures below 32 degrees F. Store product in original container only in a location inaccessible to children and pets. Do not contaminate water, other pesticides, fertilizer, food or feed in storage. Not for use or storage in or around the home.

**Pesticide Disposal:** Do not contaminate water, food or feed by storage or disposal. Wastes resulting from the use of this product must be disposed of on site or at an approved waste disposal facility.

**Container Handling: Nonrefillable container.** Do not reuse or refill this container. Triple rinse container (or equivalent) promptly after emptying. Triple rinse as follows: Empty the remaining contents into application equipment or a mix tank and drain for 10 seconds after the flow begins to drip. Fill the container 1/4 full with water and recap. Shake for 10 seconds. Pour rinsate into application equipment or a mix tank or store rinsate for later use or disposal. Drain for 10 seconds after the flow begins to drip. Repeat this procedure two more times. Then offer for recycling if available or puncture and dispose of in a sanitary landfill, or by incineration, or, if allowed by state and local authorities, by burning. If burned, stay out of smoke.